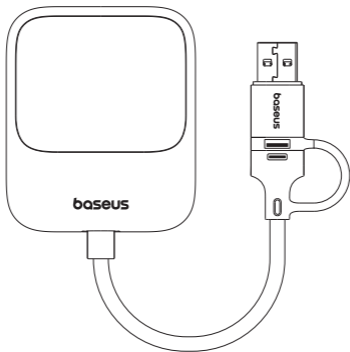


baseus



User Manual | Benutzerhandbuch | Manual del usuario | Mode d'emploi |
Petunjuk Pengguna | Manuale d'uso | 取扱説明書 | 사용자 설명서 |
Gebruikershandleiding | Instrukcja obsługi | Manual do Usuário |
Руководство пользователя | Kullanım Kılavuzu | Посібник Користувача |
Hướng dẫn sử dụng | 使用説明書



دليل المستخدم

Baseus SafeJourney Series Wireless CarPlay Adapter
Baseus SafeJourney Serie kabelloser CarPlay-Adapter
Adaptador inalámbrico CarPlay Baseus serie SafeJourney
Baseus série SafeJourney, adaptateur CarPlay sans fil
Baseus SafeJourney Series Wireless CarPlay Adapter
Adattatore Wireless CarPlay Baseus SafeJourney Series
Baseus SafeJourneyシリーズ・ワイヤレスカープレイアダプター
Baseus SafeJourney 시리즈 무선 CarPlay 어댑터
Baseus SafeJourney Series Wireless CarPlay Adapter
Bezprzewodowy adapter CarPlay Baseus serii SafeJourney
Adaptador CarPlay Sem Fio Baseus série SafeJourney
Беспроводной адаптер Baseus CarPlay серии SafeJourney
Baseus SafeJourney Serisi Kablosuz CarPlay Adaptörü
Бездротовий CarPlay адаптер серії Baseus SafeJourney
Bộ Chuyển Đổi CarPlay Không Dây Baseus SafeJourney Series
倍思 暢行 車載CarPlay無線投屏器

محول CarPlay لاسلكي من سلسلة SafeJourney من Baseus

Please read this user manual carefully before use and keep it safe for future references.

Lesen Sie bitte dieses Handbuch vor dem Gebrauch sorgfältig durch und bewahren Sie es zum späteren Nachschlagen auf.

Lea este manual del usuario atentamente antes del uso y consérvelo en un lugar seguro para futuras consultas.

Veillez lire ce mode d'emploi attentivement avant l'utilisation et conservez-le pour toute référence ultérieure.

Harap baca petunjuk pengguna ini dengan saksama sebelum penggunaan dan simpan di tempat yang aman untuk dijadikan acuan ke depannya.

Leggere attentamente questo manuale d'uso prima dell'utilizzo e conservarlo con cura per riferimento futuro.

使用前にこの取扱説明書をお読みになり、参照できるように保管してください。

사용 전 이 사용자 설명서를 주의 깊게 읽고 향후 참조할 수 있도록 안전하게 보관하십시오.

Lees deze gebruikershandleiding zorgvuldig door vóór gebruik en bewaar deze op een veilige plaats om later te kunnen raadplegen.

Przeczytaj uważnie niniejszą instrukcję obsługi i zachowaj w bezpiecznym miejscu do wykorzystania w przyszłości.

Por favor, leia este manual do usuário cuidadosamente antes de usar e mantenha-o seguro para referências futuras.

Внимательно прочтите данное руководство пользователя перед использованием и сохраните его на случай необходимости.

Lütfen kullanmadan önce bu kullanim klavuzunu dikkatlice okuyun ve ileride başvurmak üzere saklayın.

Уважно прочитайте цей посібник користувача перед використанням і зберігайте його в безпеці для подальшої довідки.

Vui lòng đọc kỹ hướng dẫn sử dụng này trước khi sử dụng và giữ gìn cẩn thận để tham khảo trong tương lai.

使用前，請仔細閱讀說明書並妥善保管。

يرجى قراءة دليل المستخدم هذا بعناية قبل استخدام المنتج والاحتفاظ به للرجوع إليه مستقبلاً.

Product Parameters

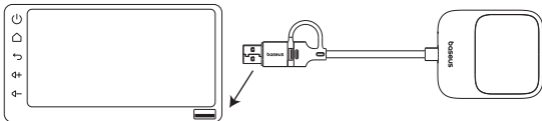
Name: Baseus SafeJourney Series Wireless CarPlay Adapter

Model No.: BS-CG027

Input: 5V-1A (Max.)

Instructions for Use

1. Insert the device into the original car's CarPlay USB-A/USB-C interface.



2. Pair the device with your phone via Bluetooth. The Bluetooth name is BS-CG027-xxxx.

Note: "xxxx" is a randomly displayed number.

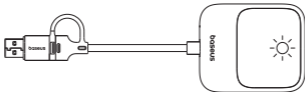


3. After a successful connection, the phone will display the CarPlay interface. Click the button to enter the CarPlay interface.

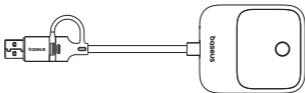


LED Indicator Light Effect Description

1. Connection with the data cable: The indicator light flashes blue, indicating that the power is on but the Bluetooth is not connected.



2. Bluetooth connection: The indicator light turns solid blue, indicating a successful Bluetooth connection.



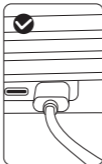
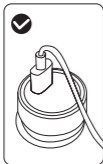
Device OTA Upgrade

1. Insert the product into a USB 5V power supply (as shown in the figure below). After the device is powered on, use your phone to connect to the device's WIFI. WIFI name: BS-CG027-xxxx, password: 88888888. Enter <http://192.168.1.101> in the browser to access the backend system.
2. Enter the backend system and click "Update" to upgrade the software.

Recommendations for Use

Be used with a cigarette lighter

Be used with original CarPlay ports (not recommended during OTA upgrades)



Problem Submission

Enter the backend system to fill in the problem description, click "Submit" and take a screenshot with your phone to contact the dealer.

Attention

1. Before use, please unpair your phone from the car's original central control Bluetooth.
2. When connecting to Bluetooth for the first time, if a Siri authorization prompt pops up on your phone, please select "Accept" and turn on the settings switch.
3. If the central control screen still does not display the phone interface after successfully connecting to Bluetooth, please open Phone Settings - General - CarPlay - Bluetooth Name, and toggle the CarPlay button to turn it on.

Shenzhen Baseus Technology Co., Ltd. declares that the product is in compliance with Directive 2014/53/EU. The full text of the EU declaration of conformity is available at the following internet address:
<https://eu.baseus.com/pages/euro-compliance>

Shenzhen Baseus Technology Co., Ltd. déclare que le produit est conforme à la directive 2014/53/UE. Le texte intégral de la déclaration de conformité UE est disponible à l'adresse Internet suivante :
<https://eu.baseus.com/pages/euro-compliance>

Shenzhen Baseus Technology Co., Ltd. declara que el producto cumple con la Directiva 2014/53/UE. El texto completo de la declaración de conformidad de la UE está disponible en la siguiente dirección de Internet:
<https://eu.baseus.com/pages/euro-compliance>

Shenzhen Baseus Technology Co., Ltd. declara que o produto está em conformidade com a Diretiva 2014/53/UE. O texto integral da declaração UE de conformidade está disponível no seguinte endereço de Internet:
<https://eu.baseus.com/pages/euro-compliance>

Shenzhen Baseus Technology Co., Ltd. erklärt, dass das Produkt mit der Richtlinie 2014/53/EU übereinstimmt. Der vollständige Text der EU-Konformitätserklärung ist unter der folgenden Internetadresse verfügbar:
<https://eu.baseus.com/pages/euro-compliance>

Shenzhen Baseus Technology Co., Ltd. dichiara che il prodotto è conforme alla Direttiva 2014/53/UE. Il testo completo della dichiarazione di conformità UE è disponibile al seguente indirizzo internet:
<https://eu.baseus.com/pages/euro-compliance>

Niniejszym Shenzhen Baseus Technology Co., Ltd. deklaruje, że ten produkt jest zgodny z Dyrektywą 2014/53/UE. Pełny tekst niniejszej deklaracji zgodności UE jest dostępny pod następującym adresem internetowym:
<https://eu.baseus.com/pages/euro-compliance>

Shenzhen Baseus Technology Co., Ltd. заявляет, что данное изделие соответствует Директиве 2014/53/ЕU. Полный текст декларации о соответствии ЕС можно найти по следующему адресу в сети Интернет:
<https://eu.baseus.com/pages/euro-compliance>

Компанія «Shenzhen Baseus Technology Co., Ltd.» заявляє, що виріб відповідає Директиві 2014/53/ЄС. Повний текст Декларації відповідності ЄС опубліковано за наведеною далі веб-адресою:
<https://eu.baseus.com/pages/euro-compliance>

Shenzhen Baseus Technology Co., Ltd., ürünün 2014/53/AB numaralı Direktife uygun olduğunu beyan eder. AB uygunluk beyanının tam metnine aşağıdaki internet adresinden ulaşabilirsiniz:
<https://eu.baseus.com/pages/euro-compliance>

Shenzhen Baseus Technology Co., Ltd. verklaart dat het product voldoet aan Richtlijn 2014/53/EU. De volledige tekst van de EU-conformiteitsverklaring is beschikbaar op het volgende internetadres:
<https://eu.baseus.com/pages/euro-compliance>



This symbol indicates that this product shall not be treated as household waste. Instead, it shall be handed over to the applicable collection point for the recycling of electrical and electronic equipment. Follow local rules and never dispose of the product with normal household waste.

Ce symbole indique que ce produit ne doit pas être traité comme les ordures ménagères. Il doit être déposé au point de collecte applicable au recyclage des équipements électriques et électroniques. Respectez les règles locales et ne jetez jamais le produit avec les déchets ménagers courants.

Este símbolo indica que este producto no se debe tratar como un residuo doméstico. Debe entregarse en el punto de recogida correspondiente para el reciclaje de equipos eléctricos y electrónicos. Siga las normativas locales y nunca deseche el producto con la basura doméstica normal.

Este símbolo indica que este produto não deve ser tratado como resíduo doméstico. Em vez disso, ele deve ser entregue ao ponto de coleta aplicável para reciclagem de equipamentos elétricos e eletrônicos. Siga as regras locais e nunca elimine o produto juntamente com o lixo doméstico normal.

Dieses Symbol zeigt an, dass dieses Gerät nicht als Hausmüll entsorgt werden darf. Stattdessen muss es bei der zuständigen Sammelstelle für das Recycling von Elektro- und Elektronikgeräten abgegeben werden. Die örtlichen Vorschriften sind zu befolgen. Das Gerät darf nicht mit dem normalen Hausmüll entsorgt werden.

Questo simbolo indica che il prodotto non deve essere trattato come un rifiuto domestico. Al contrario, deve essere consegnato presso un punto di raccolta competente per il riciclaggio delle apparecchiature elettriche ed elettroniche. Seguire le normative locali e non smaltire mai il prodotto con i normali rifiuti domestici.

Ten symbol wskazuje, że nie wolno utylizować tego produktu wraz z odpadami domowymi. Zamiast tego należy przekazać go do odpowiedniego punktu odbioru w celu poddania recyklingowi produktów elektrycznych i elektronicznych. Należy postępować zgodnie z lokalnymi przepisami i nigdy nie utylizować produktu z normalnymi odpadami domowymi.

Этот символ означает, что данный продукт нельзя утилизировать как бытовые отходы. Вместо этого его необходимо передать в соответствующий пункт сбора электрического и электронного оборудования. Следует соблюдать местные правила и никогда не выбрасывать изделие вместе с обычными бытовыми отходами.

Bu sembol, bu ürünün evsel atık olarak değerlendirilmemesi gerektiğini belirtir. Elektrikli ve elektronik ekipmanların geri dönüşümünü yapan toplama noktalarına teslim edilmelidir. Yerel kurallara uyun ve ürünü asla normal ev atıklarıyla birlikte atmayın.

Dit symbool geeft aan dat dit product niet als huishoudelijk afval mag worden behandeld. Het moet worden ingeleverd bij het plaatselijke inzamelpunt voor recycling van elektrische en elektronische apparatuur. Volg de plaatselijke regels en gooi het product of de batterijen nooit weg met het gewone huishoudelijke afval. Volg de plaatselijke regels en gooi het product nooit weg met het normale huishoudelijke afval.

FCC Warning

This device complies with part 15 of the FCC Rules. Operation is subject to the following two conditions:(1) This device may not cause harmful interference, and (2) this device must accept any interference received, including interference that may cause undesired operation.

Any Changes or modifications not expressly approved by the party responsible for compliance could void the user's authority to operate the equipment.

This equipment has been tested and found to comply with the limits for a Class B digital device, pursuant to part 15 of the FCC Rules. These limits are designed to provide reasonable protection against harmful interference in a residential installation. This equipment generates uses and can radiate radio frequency energy and, if not installed and used in accordance with the instructions, may cause harmful interference to radio communications. However, there is no guarantee that interference will not occur in a particular installation. If this equipment does cause harmful interference to radio or television reception, which can be determined by turning the equipment off and on, the user is encouraged to try to correct the interference by one or more of the following measures:

- Reorient or relocate the receiving antenna.
- Increase the separation between the equipment and receiver.
- Connect the equipment into an outlet on a circuit different from that to which the receiver is connected.
- Consult the dealer or an experienced radio/TV technician for help.

FCC RF exposure statement:

The equipment complies with FCC radiation exposure limits set forth for an uncontrolled environment. This equipment should be installed and operated with minimum distance between 20cm the radiator your body.

**FR**

**Cet appareil,
ses accessoires
et cordons se
recyclent**

**À DÉPOSER
EN MAGASIN**



OU

**À DÉPOSER
EN DÉCHETERIE**



Points de collecte sur www.quefairedemesdechets.fr
Privilégiez la réparation ou le don de votre appareil !

| | |
|-------------------|----------------|
| Gancio | Manuale |
| PP 5 | PAP 22 |
| Raccolta plastica | Raccolta carta |

| | |
|---------------------|----------------|
| Adesivo di chiusura | Manuale |
| PET 1 | PAP 22 |
| Raccolta plastica | Raccolta carta |



PAP

Raccolta carta

FCC ID: 2A482-BSCG027

Manufacturer: Shenzhen Baseus Technology Co., Ltd.

Add: 2nd Floor, Building B, Baseus Intelligence Park, No.2008, Xuegang Rd,

Gangtou Community, Bantian Street, Longgang District, Shenzhen

Hotline: +1 800 220 8056 Website: <https://www.baseus.com>Official After-sales E-mail Address: care@baseus.com

PB5257Z-P0A0

1100026165

Designed by Baseus

Made in China