

Bluetooth game pad

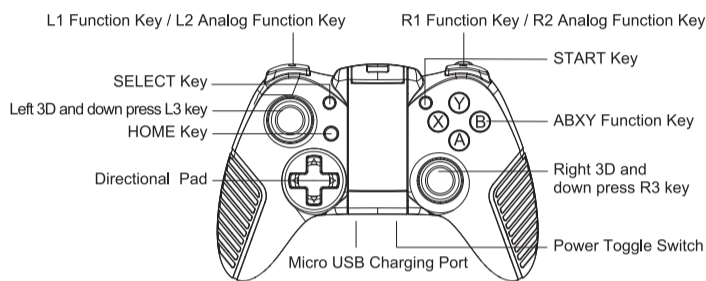
Instruction Manual(PG-9067)

Applicable instructions

- 1.Thanks for purchasing iPega developed Bluetooth Gamepad.
- 2.This Gamepad support playing games on Bluetooth enabled Android 3.2v+ tablet / smart phone / TV box / smart TV / VR, IOS7+ mobile phone / tablet , MAC OSX PC and Win7 / Win8 / Win10/ Win XP PC without any drivers.
- 3.L2 and R2 function keys are installed within analog,much more focus on operating, which make games accurately controlled.
- 4.Ergonomic streamlining and comfortable hand hold feeling, the grips designed with non-slip texture,uneasily residues sweat for long-time operating games.

★Due to the official game platform software upgrades or source code changes and other not resist factors caused some of the game can not be played or connected with our Gamepad, iPega company has no responsibility.iPega reserve the right of final interpretation for this.

Introduction for key functions:



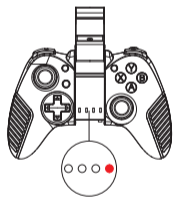
L2/R2 Analog Function Key

Electrical Parameters :

- 1.Working voltage: DC3.7V
- 2.Working current: 30 mA
- 3.Continuous gameplay time: 10H
- 4.Static current: <35uA
- 5.Charging voltage/current: DC5V/500mA
- 6.Bluetooth transmission distance: ≤8M
- 7.Battery capacity: 300mAh
- 8.Standby time: up to 30days once fully charged

Charge/Sleep/Wake up function of Gamepad:

- 1.LED4 indicator will lit on while charging and will turn off after fully charged.
- 2.Sleep/Wake up function: Gamepad will enter into sleeping mode if not in use for 5 minute, and press HOME button for wake up and reconnect automatically.
- 3.LED4 indicator flashing quickly for low battery remind.



Operation instructions:

| Android system | | | |
|---|--|---------------|---------------|
| | HID Mode(GamePad) | Keyboard Mode | Mouse Mode |
| Bluetooth pairing buttons (Press and hold on 2's) | X+Home | A+Home | Y+Home |
| Indicator | LED1 | LED2 | LED3 |
| Remark | Freely dynamic swift to mouse mode from HID or keyboard mode | | |

| iOS system | | Windows system | |
|---|---------------------------------------|---------------------------------------|---|
| | iCade Mode | X_Keyboard Mode | HID Mode (GamePad) |
| Bluetooth pairing buttons (Press and hold on 2's) | B+Home | Y+Home | X+Home |
| Indicator | LED1, LED2 | LED1, LED3 | LED1 |
| Remark | Default English keyboard input | Support non jail-breaking iOS devices | No Bluetooth function PC, need buy a Bluetooth Dongle |

Android Game Center



[Chick Simulator]



[BitGames] supports MTK platform

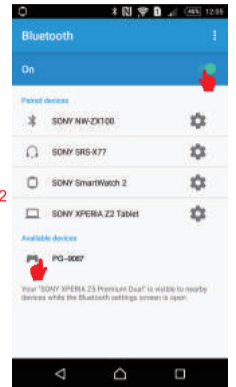
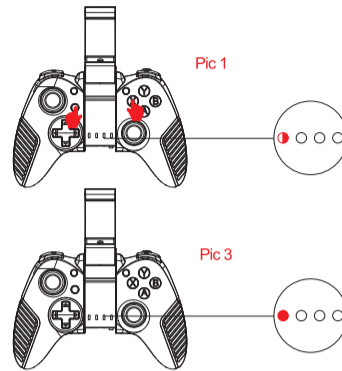
BitGames



Scan to download BitGames
BitGames official website:
<http://www.bitgames.tv>

Usage of Android device

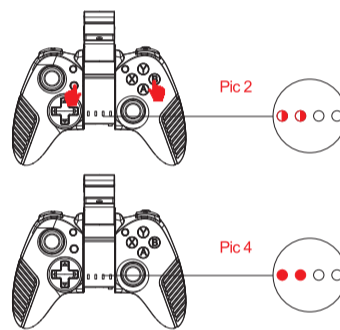
- It supports the vast majority of games, such as: Shadowgun/Modern Warfare 5/Asphalt/Contra/-metal Slug, and emulator games (such as MC4, Wild blood, Dungeon Hunter, Zombie, FC emulator, GBA emulator, arcade emulator, SFC emulator, N64 emulator, Shadowgun,sonic CD, Cordy, Soulcraft, zenonia4, 9 Innings 2013,Riptide GP, etc.). Or you can scan QR code to download Android Game Center and download games from Android Game Center for playing.
- 1.Press and hold X button + HOME button for 2's, then release two buttons until LED1 flash quickly.Pic1
 - 2.Open the Bluetooth on Android device, click searching,Find and select "PG-9067" for Bluetooth pairing.Pic2
 - 3.LED1 lit on after successful Bluetooth connected.Pic3
 - 4.Enter into game for playing.



Usage of iOS devices

Support iOS non jail-breaking devices. Could play games which download from Apple APP Store. Searching "iCade" from APP Store will come out vast of iCade games for playing.

- 1.Firstly, you need to set keyboard input in English.Pic1
- 2.Press and hold B button + HOME button for 2's, then release two buttons until LED1 and LED2 flash quickly.Pic2
- 3.Open the Bluetooth on iOS device, click searching,Find and select "PG-9067" for Bluetooth pairing.Pic3
- 4.LED1 and LED2 lit on after successful Bluetooth connected. Pic4

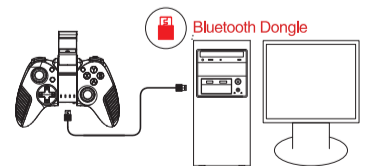


Support parts of games under iCade mode:

- | | |
|--|---------------------------------------|
| Muffin Knight - Angry Mob Games | Plum Crazy - Claymore Games |
| Kung Fu Rabbit - Bulkypix | HungryMaster - xionchannel |
| Box Cat - Rusty Moyher | Cyborg Livestock - PopArcade |
| Temple Run - Imangi Studios, LLC | Space Inversion 2. - Silverline Arts |
| Midway Arcade - Warner Bros. | Stardash - OrangePixel |
| PAC-MAN for iPad - Namco Networks America Inc. Games | Super Drill Panic - OrangePixel |
| Super Lemonade Factory - Shane Brouwer | GoatUp - Llamasoft |
| Blast Ball - UNCADE | Minotaur Rescue - Llamasoft |
| Gold Runner - YOMEN, Inc. | Bob's Action Racing - VariaMedia GmbH |
| Retro Racing - Mr Qwak Limited | Silverfish MAX - Chaotic Box |
| Minotron: 2112 - Llamasoft | Match Panic - Chaotic Box |
| Velocispider - Retro Dreamer | Retroid - Flat Black Films |
| No Gravity - Realtech VR | Fruity The Snake HD - 22Moo |
| Super Mega Worm - Deceased Pixel LLC | AirAttack HD - Art In Games |
| Space Inversion - Silverline Arts | Haunted Hallway - UNCADE |
| Sideways Racing - Bjanggo | HyperBowl - Technicat, LLC |
| Emerald Mine - Les Bird | Battlestation - CrushCrumble |
| Freeesh - Realtech VR | Jungool - Headsoft |
| Commodore 64 - Manomio LLC | Influx - Half Fast Games |
| The Exterminator - SUMO Productions | Akane Lite |
| IronStar Arena - Appracatappa, LLC. | Rush City |
| Compression HD - Little White Bear Studios, LLC | Lemonade |
| Mos Speedrun - Phismo | Sifpart2 |
| Warblade HD - Edgar Vigdal | |

USB Wired/Bluetooth Connection :

- 1.Connect Gamepad to PC through MICRO USB data cable, no need install drivers.
2. Default X_INPUT mode after successful connected.
3. Need Bluetooth dongle while Bluetooth connecting. Only can be used in HID mode.



Notes:

1. Please do not store this product in wet or high-temperature areas.
2. Don't knap, beat, drub, pierce, or try to decompose this product, to avoid unnecessary damage to the product.
3. The product has built-in batteries, and please don't discard them together with the garbages.
4. Don't charge the controller in a place near the fire or other heat source.
5. Non professional personnel should not disassemble the product, otherwise it will not be covered in the after-sales warranty service.